

## Mezinárodní mistrovství České republiky v běhu na kolečkových lyžích

## Výsledková listina

### Soutěžní výbor

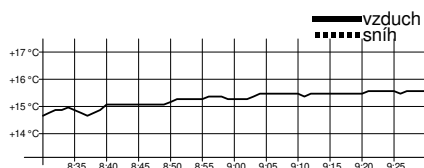
Technický delegát: Zdeněk Seidl  
Ředitel závodu: Arnošt Hlaváček  
Hlavní rozhodčí: Karel Falka

### Technická data

Start závodu 9:00  
Konec závodu 13:06

## Dorostenky mladší U16

### 5 km KL volně



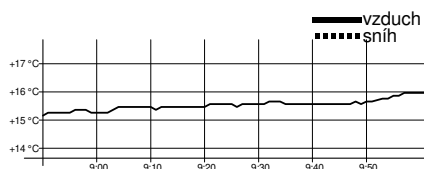
### Technická data

Homologace ----  
Okruhy 3,7+1,3 km  
HD, MC, TC ----  
Start, konec 9:00, 9:20  
Počasí oblačno

| Poř.           | Číslo | Jméno                | Roč.              | Klub   | 3,7 km       | 2. kolo     | Čas            | Ztráta |
|----------------|-------|----------------------|-------------------|--------|--------------|-------------|----------------|--------|
| 1.             | 19    | ŠÍROVÁ Anna          | 2006              | DULI   | 10:30.9 (1)  | 3:16.7 (1)  | <b>13:47.6</b> |        |
| 2.             | 20    | GAJDOŠOVÁ Viktorie   | 2006              | FEJE   | 10:45.9 (4)  | 3:18.9 (3)  | <b>14:04.8</b> | 17.2   |
| 3.             | 16    | CRHÁKOVÁ Lucie       | 2006              | NMNM   | 10:47.6 (5)  | 3:18.3 (2)  | <b>14:05.9</b> | 18.3   |
| 4.             | 15    | GULTOVÁ Aneta        | 2006              | TRUT   | 10:41.7 (3)  | 3:25.0 (5)  | <b>14:06.7</b> | 19.1   |
| 5.             | 18    | GUBANČOKOVÁ Silvia   | 2006              | JBCN   | 10:40.4 (2)  | 3:28.7 (8)  | <b>14:09.1</b> | 21.5   |
| 6.             | 7     | JINDŘIŠKOVÁ Lucie    | 2006              | JBCN   | 10:52.8 (6)  | 3:23.7 (4)  | <b>14:16.5</b> | 28.9   |
| 7.             | 11    | KAŠPAROVÁ Kateřina   | 2006              | JBCN   | 10:53.4 (7)  | 3:25.1 (6)  | <b>14:18.5</b> | 30.9   |
| 8.             | 2     | MACUROVÁ Bára        | 2006              | FEJE   | 11:04.6 (8)  | 3:29.5 (9)  | <b>14:34.1</b> | 46.5   |
| 9.             | 17    | SATORIOVÁ Johana     | 2006              | SOSY   | 11:19.3 (10) | 3:27.5 (7)  | <b>14:46.8</b> | 59.2   |
| 10.            | 1     | DRBOHLAVOVÁ Karolína | 2006              | SKIJ   | 11:19.2 (9)  | 3:37.4 (11) | <b>14:56.6</b> | 1:09.0 |
| 11.            | 13    | BANDIKOVÁ Monika     | 2006              | FEJE   | 11:32.2 (12) | 3:33.7 (10) | <b>15:05.9</b> | 1:18.3 |
| 12.            | 6     | RETKOVÁ Klára        | 2006              | TRUT   | 11:20.2 (11) | 3:51.9 (14) | <b>15:12.1</b> | 1:24.5 |
| 13.            | 8     | CZERWENKOVÁ Tereza   | 2006              | SKSV   | 11:38.6 (13) | 3:40.6 (12) | <b>15:19.2</b> | 1:31.6 |
| 14.            | 12    | SLONKOVÁ Amálie      | 2006              | NMNM   | 11:40.9 (14) | 3:50.0 (13) | <b>15:30.9</b> | 1:43.3 |
| 15.            | 9     | POKORNÁ Ema          | 2006              | DULI   | 11:47.8 (15) | 3:53.5 (15) | <b>15:41.3</b> | 1:53.7 |
| 16.            | 3     | KARBANOVÁ Nikola     | 2006              | JBCN   | 12:04.6 (16) | 3:54.4 (16) | <b>15:59.0</b> | 2:11.4 |
| 17.            | 14    | ŘÁHOVÁ Martina       | 2006              | SCPL   | 12:08.2 (17) | 3:56.0 (17) | <b>16:04.2</b> | 2:16.6 |
| 18.            | 4     | HOLÍKOVÁ Petra       | 2006              | RAVY   | 12:28.9 (18) | 3:58.3 (18) | <b>16:27.2</b> | 2:39.6 |
| 19.            | 10    | RÝDLOVÁ Karolína     | 2006              | SKVM   | 12:37.7 (19) | 4:04.3 (19) | <b>16:42.0</b> | 2:54.4 |
| DNS            | 5     | MUDROVÁ Nela         | 2006              | FEJE   |              |             | nestartoval(a) |        |
| Přihlášeno: 20 |       | Startovalo: 19       | Klasifikováno: 19 | DNS: 1 | DNF: 0       | DSQ: 0      |                |        |

# Dorostenci mladší U16

## 7 km KL volně



### Technická data

|                       |                  |
|-----------------------|------------------|
| Homologace            | -----            |
| Okruhy                | 2 kola           |
| HD, MC, TC            | 40, 48, 344 m    |
| Nejnižší/nejvyšší bod | 417 / 457 m.n.m. |
| Start, konec          | 9:20, 9:51       |
| Počasí                | oblačno          |

| Poř. | Číslo | Jméno            | Roč. | Klub | 3,5 km       | 2. kolo      | Čas      | Ztráta |
|------|-------|------------------|------|------|--------------|--------------|----------|--------|
| 1.   | 27    | BOUŠKA Jakub     | 2006 | SOSY | 8:42.2 (2)   | 8:41.9 (1)   | 17:24.1  |        |
| 2.   | 33    | KULHÁNEK Lukáš   | 2006 | SKIJ | 8:38.3 (1)   | 9:11.4 (2)   | 17:49.7  | 25.6   |
| 3.   | 28    | JANEČEK Roman    | 2006 | INDC | 9:01.8 (3)   | 9:12.3 (3)   | 18:14.1  | 50.0   |
| 4.   | 31    | SALABA Jakub     | 2006 | SKIJ | 9:11.4 (4)   | 9:38.0 (7)   | 18:49.4  | 1:25.3 |
| 5.   | 24    | GIBA Dawid       | 2006 | POL  | 9:19.6 (7)   | 9:31.5 (4)   | 18:51.1  | 1:27.0 |
| 6.   | 34    | ANTOŠ Lukáš      | 2006 | SKSV | 9:14.5 (5)   | 9:40.9 (8)   | 18:55.4  | 1:31.3 |
| 7.   | 21    | SMEJKAL Adam     | 2006 | JBCN | 9:19.4 (6)   | 9:36.3 (5)   | 18:55.7  | 1:31.6 |
| 8.   | 40    | SVOBODA Antonín  | 2006 | SCPL | 9:28.5 (8)   | 9:37.8 (6)   | 19:06.3  | 1:42.2 |
| 9.   | 29    | SÍČ Alexandr     | 2006 | TRUT | 9:34.7 (9)   | 9:54.3 (10)  | 19:29.0  | 2:04.9 |
| 10.  | 42    | HOLKA Matěj      | 2006 | LOTE | 9:35.0 (10)  | 10:01.7 (11) | 19:36.7  | 2:12.6 |
| 11.  | 23    | KOTZ Mikuláš     | 2006 | LOTE | 9:37.9 (11)  | 10:02.3 (12) | 19:40.2  | 2:16.1 |
| 12.  | 22    | HABÁN Oliver     | 2006 | DULI | 9:49.0 (15)  | 9:52.9 (9)   | 19:41.9  | 2:17.8 |
| 13.  | 37    | PYŠNÝ Jakub      | 2006 | SCPL | 9:43.9 (14)  | 10:19.9 (13) | 20:03.8  | 2:39.7 |
| 14.  | 26    | KAISER Matěj     | 2006 | LOTE | 9:38.2 (12)  | 10:26.3 (15) | 20:04.5  | 2:40.4 |
| 15.  | 41    | KANTOR Damian    | 2006 | DLOM | 9:42.6 (13)  | 10:27.7 (16) | 20:10.3  | 2:46.2 |
| 16.  | 36    | KOZÁK Matěj      | 2006 | SCPL | 9:52.9 (16)  | 10:22.1 (14) | 20:15.0  | 2:50.9 |
| 17.  | 25    | KŘENOVSKÝ Arnošt | 2006 | JBCN | 10:00.2 (17) | 10:36.7 (17) | 20:36.9  | 3:12.8 |
| 18.  | 32    | SKLADAN Quido    | 2006 | JBCN | 10:05.5 (18) | 10:44.5 (18) | 20:50.0  | 3:25.9 |
| 19.  | 30    | SEGEŠ Viktor     | 2006 | JBCN | 10:49.6 (20) | 11:18.5 (19) | 22:08.1  | 4:44.0 |
| 20.  | 38    | HAVLAS Jakub     | 2006 | DULI | 11:02.9 (21) | 11:20.7 (20) | 22:23.6  | 4:59.5 |
| 21.  | 39    | KAWULOK Radek    | 2006 | DLOM | 11:57.2 (22) | 13:29.5 (21) | 25:26.7  | 8:02.6 |
| DNF  | 35    | ŘEHOŘ Šimon      | 2006 | JBCN | 10:35.7 (19) |              | vzdal(a) |        |

Přihlášeno: 22

Startovalo: 22

Klasifikováno: 21

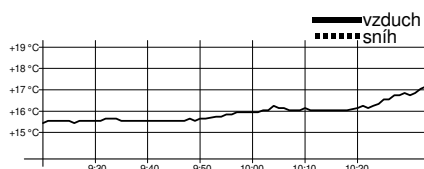
DNS: 0

DNF: 1

DSQ: 0

# Dorostenky starší U18

## 7 km KL volně



### Technická data

|                       |                  |
|-----------------------|------------------|
| Homologace            | -----            |
| Okruhy                | 2 kola           |
| HD, MC, TC            | 40, 48, 344 m    |
| Nejnižší/nejvyšší bod | 417 / 457 m.n.m. |
| Start, konec          | 9:50, 10:23      |
| Počasí                | oblačno          |

| Poř. | Číslo | Jméno                 | Roč. | Klub | 3,5 km       | 2. kolo      | Čas     | Ztráta |
|------|-------|-----------------------|------|------|--------------|--------------|---------|--------|
| 1.   | 55    | FUJAK Zuzanna         | 2004 | POL  | 9:06.4 (1)   | 9:27.5 (1)   | 18:33.9 |        |
| 2.   | 86    | RANDÁKOVÁ Hana        | 2005 | SOSY | 9:18.4 (2)   | 9:43.7 (2)   | 19:02.1 | 28.2   |
| 3.   | 82    | BÍMANOVÁ Eliška       | 2005 | TRUT | 9:47.3 (3)   | 10:07.3 (3)  | 19:54.6 | 1:20.7 |
| 4.   | 72    | JEŽKOVÁ Matilda       | 2004 | TRUT | 9:54.4 (4)   | 10:18.9 (4)  | 20:13.3 | 1:39.4 |
| 5.   | 81    | TŮMOVÁ Lucie          | 2005 | JBCN | 10:05.3 (7)  | 10:23.3 (5)  | 20:28.6 | 1:54.7 |
| 6.   | 63    | CVRČKOVÁ Ines         | 2004 | SGJB | 10:00.5 (5)  | 10:37.0 (8)  | 20:37.5 | 2:03.6 |
| 7.   | 75    | LEBLOCHOVÁ Jana       | 2004 | TRUT | 10:07.7 (9)  | 10:31.9 (6)  | 20:39.6 | 2:05.7 |
| 8.   | 84    | TUŠLOVÁ Agáta         | 2005 | SOSY | 10:03.2 (6)  | 10:38.2 (9)  | 20:41.4 | 2:07.5 |
| 9.   | 83    | ŠTEFANOVÁ Markéta     | 2005 | SKIJ | 10:07.0 (8)  | 10:58.2 (11) | 21:05.2 | 2:31.3 |
| 10.  | 54    | FIEDLEROVÁ Eliška     | 2004 | KBTR | 10:36.5 (13) | 10:33.6 (7)  | 21:10.1 | 2:36.2 |
| 11.  | 76    | STŘELEČKOVÁ Martina   | 2005 | DULI | 10:32.7 (12) | 10:38.9 (10) | 21:11.6 | 2:37.7 |
| 12.  | 61    | PODZIMKOVÁ Eliška     | 2004 | SGJB | 10:24.2 (11) | 10:58.6 (12) | 21:22.8 | 2:48.9 |
| 13.  | 85    | KOUŘILOVÁ Ema         | 2005 | FEJE | 10:16.0 (10) | 11:13.7 (15) | 21:29.7 | 2:55.8 |
| 14.  | 58    | MIČKEROVÁ Michaela    | 2004 | FEJE | 10:46.1 (19) | 11:00.3 (13) | 21:46.4 | 3:12.5 |
| 15.  | 73    | SZOTKOWSKA Małgorzata | 2005 | DLOM | 10:47.7 (21) | 11:03.5 (14) | 21:51.2 | 3:17.3 |

25.9.2021

25.9.2021 13:13

Liberec - Vesec

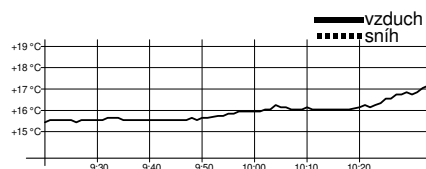
timing by sport-casomira.cz

Strana 2 z 8

TJ Dukla Liberec z.s., eD system Silvini team a ASO Dukla

# Dorostenky starší U18

## 7 km KL volně



### Technická data

|                       |                  |
|-----------------------|------------------|
| Homologace            | -----            |
| Okruhy                | 2 kola           |
| HD, MC, TC            | 40, 48, 344 m    |
| Nejnižší/nejvyšší bod | 417 / 457 m.n.m. |
| Start, konec          | 9:50, 10:23      |
| Počasí                | oblačno          |

| Poř. | Číslo | Jméno                | Roč. | Klub | 3,5 km       | 2. kolo      | Čas            | Ztráta |
|------|-------|----------------------|------|------|--------------|--------------|----------------|--------|
| 16.  | 70    | PLNÁ Natálie         | 2004 | SKIJ | 10:39.4 (16) | 11:21.9 (17) | <b>22:01.3</b> | 3:27.4 |
| 17.  | 77    | ZATLOUKALOVÁ Linda   | 2005 | SNKV | 10:49.2 (22) | 11:15.2 (16) | <b>22:04.4</b> | 3:30.5 |
| 18.  | 65    | HORÁČKOVÁ Lucie      | 2004 | SGJB | 10:41.9 (17) | 11:29.1 (20) | <b>22:11.0</b> | 3:37.1 |
| 19.  | 67    | DUBSKÁ Lucie         | 2005 | SGJB | 10:51.1 (23) | 11:24.6 (18) | <b>22:15.7</b> | 3:41.8 |
| 20.  | 80    | KAIFEROVÁ Iva        | 2005 | SOSY | 10:46.9 (20) | 11:30.6 (21) | <b>22:17.5</b> | 3:43.6 |
| 21.  | 79    | PEŘINOVÁ Anna        | 2005 | SNKV | 10:39.2 (15) | 11:40.1 (22) | <b>22:19.3</b> | 3:45.4 |
| 22.  | 78    | DVORSKÁ Karolína     | 2004 | DULI | 10:36.8 (14) | 11:43.4 (23) | <b>22:20.2</b> | 3:46.3 |
| 23.  | 69    | MRAČKOVÁ Lucie       | 2005 | TRUT | 10:45.1 (18) | 11:46.3 (25) | <b>22:31.4</b> | 3:57.5 |
| 24.  | 68    | KARBANOVÁ Karolína   | 2005 | JBCN | 11:18.2 (27) | 11:27.3 (19) | <b>22:45.5</b> | 4:11.6 |
| 25.  | 59    | MATĚJKOVÁ Kateřina   | 2005 | JBCN | 11:16.4 (26) | 11:46.7 (26) | <b>23:03.1</b> | 4:29.2 |
| 26.  | 57    | BAŠIČOVÁ Adéla       | 2004 | FEJE | 11:20.8 (28) | 11:44.9 (24) | <b>23:05.7</b> | 4:31.8 |
| 27.  | 71    | HARAKALOVÁ Kateřina  | 2005 | SNKV | 11:01.7 (24) | 12:18.2 (29) | <b>23:19.9</b> | 4:46.0 |
| 28.  | 74    | BOUROVÁ Zuzana       | 2005 | SKIJ | 11:10.0 (25) | 12:15.3 (28) | <b>23:25.3</b> | 4:51.4 |
| 29.  | 64    | NOVÁČKOVÁ Johana     | 2004 | SNKV | 11:31.3 (29) | 11:57.4 (27) | <b>23:28.7</b> | 4:54.8 |
| 30.  | 56    | HARCUBOVÁ Martina    | 2005 | JBCN | 11:34.3 (30) | 12:20.1 (30) | <b>23:54.4</b> | 5:20.5 |
| 31.  | 52    | SEIFERTOVIÁ Anežka   | 2005 | SKIJ | 11:35.2 (31) | 12:20.2 (31) | <b>23:55.4</b> | 5:21.5 |
| 32.  | 60    | BAJČIKOVÁ Anna       | 2005 | SKVM | 11:48.2 (32) | 12:20.5 (32) | <b>24:08.7</b> | 5:34.8 |
| DNF  | 66    | STŘEŠŇÁKOVÁ Veronika | 2004 | NMNM |              |              | vzdal(a)       |        |
| DNS  | 51    | ŠTVERÁČKOVÁ Adéla    | 2004 | NMNM |              |              | nestartoval(a) |        |
| DNS  | 53    | BRUNÁTOVÁ Denisa     | 2004 | SCPL |              |              | nestartoval(a) |        |
| DNS  | 62    | KRYTINÁŘOVÁ Aneta    | 2005 | JBCN |              |              | nestartoval(a) |        |

Přihlášeno: 36

Startovalo: 33

Klasifikováno: 32

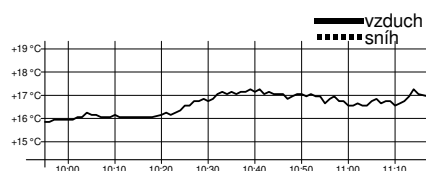
DNS: 3

DNF: 1

DSQ: 0

# Dorostenci starší U18

## 10 km KL volně



### Technická data

|                       |                  |
|-----------------------|------------------|
| Homologace            | -----            |
| Okruhy                | 3 kola           |
| HD, MC, TC            | 40, 48, 516 m    |
| Nejnižší/nejvyšší bod | 417 / 457 m.n.m. |
| Start, konec          | 10:25, 11:07     |
| Počasí                | oblačno          |

| Poř. | Číslo | Jméno             | Roč. | Klub | 3,3 km      | 2. kolo     | 6,6 km       | 3. kolo     | Čas            | Ztráta |
|------|-------|-------------------|------|------|-------------|-------------|--------------|-------------|----------------|--------|
| 1.   | 115   | MALUŠEK Daniel    | 2004 | NMNM | 8:19.1 (2)  | 8:47.9 (2)  | 17:07.0 (1)  | 8:47.7 (2)  | <b>25:54.7</b> |        |
| 2.   | 97    | GREGOR Jan        | 2004 | SPLE | 8:33.8 (5)  | 8:47.1 (1)  | 17:20.9 (3)  | 8:43.7 (1)  | <b>26:04.6</b> | 9.9    |
| 3.   | 134   | BAUER Matyáš      | 2004 | SNKV | 8:13.4 (1)  | 8:54.0 (3)  | 17:07.4 (2)  | 9:08.8 (5)  | <b>26:16.2</b> | 21.5   |
| 4.   | 110   | MILÁN Jakub       | 2004 | NMNM | 8:28.0 (3)  | 9:09.2 (6)  | 17:37.2 (4)  | 9:09.5 (7)  | <b>26:46.7</b> | 52.0   |
| 5.   | 132   | HELLMICH Jonáš    | 2005 | DULI | 8:28.6 (4)  | 9:18.2 (14) | 17:46.8 (7)  | 9:03.2 (3)  | <b>26:50.0</b> | 55.3   |
| 6.   | 121   | AMBROŽ Marek      | 2005 | NMNM | 8:40.3 (10) | 9:05.0 (5)  | 17:45.3 (5)  | 9:09.3 (6)  | <b>26:54.6</b> | 59.9   |
| 7.   | 129   | ŠTEFAN Jan        | 2005 | SKIJ | 8:46.1 (12) | 8:59.9 (4)  | 17:46.0 (6)  | 9:18.6 (11) | <b>27:04.6</b> | 1:09.9 |
| 8.   | 123   | KOCMÁNEK Vladimír | 2005 | NMNM | 8:48.5 (17) | 9:12.3 (7)  | 18:00.8 (12) | 9:06.5 (4)  | <b>27:07.3</b> | 1:12.6 |
| 9.   | 126   | KOŽNAR Matěj      | 2005 | SKIJ | 8:37.6 (8)  | 9:16.2 (12) | 17:53.8 (10) | 9:19.7 (12) | <b>27:13.5</b> | 1:18.8 |
| 10.  | 128   | PEŠTA David       | 2004 | DULI | 8:38.9 (9)  | 9:20.2 (16) | 17:59.1 (11) | 9:16.4 (10) | <b>27:15.5</b> | 1:20.8 |
| 11.  | 127   | JUŘÍK Marek       | 2004 | FEJE | 8:37.2 (7)  | 9:14.3 (10) | 17:51.5 (9)  | 9:27.2 (16) | <b>27:18.7</b> | 1:24.0 |
| 12.  | 133   | VÁGNER Václav     | 2005 | LOTE | 8:35.1 (6)  | 9:12.9 (8)  | 17:48.0 (8)  | 9:34.8 (18) | <b>27:22.8</b> | 1:28.1 |
| 13.  | 94    | JIRÁNEK Ondřej    | 2004 | SKPJ | 8:58.0 (22) | 9:14.6 (11) | 18:12.6 (15) | 9:12.6 (9)  | <b>27:25.2</b> | 1:30.5 |
| 14.  | 91    | FIŠER Radek       | 2005 | SPLE | 8:56.1 (21) | 9:16.9 (13) | 18:13.0 (16) | 9:21.9 (13) | <b>27:34.9</b> | 1:40.2 |
| 15.  | 108   | KABRDA Jonáš      | 2004 | NMNM | 8:55.4 (19) | 9:21.4 (17) | 18:16.8 (17) | 9:25.5 (15) | <b>27:42.3</b> | 1:47.6 |
| 16.  | 93    | MARTAN Matyáš     | 2004 | SKPJ | 8:42.3 (11) | 9:34.8 (18) | 18:17.1 (18) | 9:25.4 (14) | <b>27:42.5</b> | 1:47.8 |

25.9.2021

25.9.2021 13:13

Liberec - Vesec

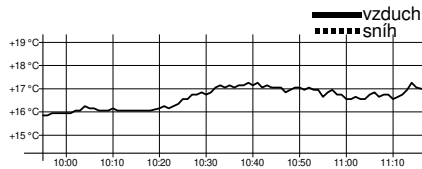
timing by sport-casomira.cz

Strana 3 z 8

TJ Dukla Liberec z.s., eD system Silvini team a ASO Dukla

# Dorostenci starší U18

## 10 km KL volně



### Technická data

|                       |                  |
|-----------------------|------------------|
| Homologace            | -----            |
| Okruhy                | 3 kola           |
| HD, MC, TC            | 40, 48, 516 m    |
| Nejnižší/nejvyšší bod | 417 / 457 m.n.m. |
| Start, konec          | 10:25, 11:07     |
| Počasí                | oblačno          |

| Poř. | Číslo | Jméno           | Roč. | Klub | 3,3 km       | 2. kolo      | 6,6 km       | 3. kolo      | Čas            | Ztráta |
|------|-------|-----------------|------|------|--------------|--------------|--------------|--------------|----------------|--------|
| 17.  | 95    | KOVÁŘ Pavel     | 2005 | SKVM | 8:47.6 (14)  | 9:37.6 (20)  | 18:25.2 (19) | 9:27.6 (17)  | <b>27:52.8</b> | 1:58.1 |
| 18.  | 124   | VYSKOČIL David  | 2005 | SKSV | 9:20.7 (29)  | 9:38.8 (21)  | 18:59.5 (26) | 9:10.0 (8)   | <b>28:09.5</b> | 2:14.8 |
| 19.  | 113   | KAMARÁD Jan     | 2005 | NMNM | 8:48.1 (16)  | 9:39.7 (22)  | 18:27.8 (20) | 9:42.0 (21)  | <b>28:09.8</b> | 2:15.1 |
| 20.  | 105   | ŠVÁCHA Pavel    | 2004 | SGJB | 8:47.0 (13)  | 9:20.0 (15)  | 18:07.0 (13) | 10:04.7 (28) | <b>28:11.7</b> | 2:17.0 |
| 21.  | 98    | ČERVENKA Matěj  | 2004 | USA  | 8:55.9 (20)  | 9:14.1 (9)   | 18:10.0 (14) | 10:11.6 (30) | <b>28:21.6</b> | 2:26.9 |
| 22.  | 125   | BOUČEK Lukáš    | 2005 | TRUT | 9:02.8 (24)  | 9:36.8 (19)  | 18:39.6 (22) | 9:52.1 (22)  | <b>28:31.7</b> | 2:37.0 |
| 23.  | 96    | MICHUT Petr     | 2004 | NMNM | 8:52.0 (18)  | 9:47.8 (26)  | 18:39.8 (23) | 9:52.7 (24)  | <b>28:32.5</b> | 2:37.8 |
| 24.  | 101   | SVOBODA Martin  | 2005 | SKIJ | 9:18.9 (28)  | 9:41.4 (23)  | 19:00.3 (27) | 9:40.4 (20)  | <b>28:40.7</b> | 2:46.0 |
| 25.  | 120   | DECKER Vojtěch  | 2004 | SCPL | 8:58.1 (23)  | 9:46.0 (24)  | 18:44.1 (24) | 10:05.7 (29) | <b>28:49.8</b> | 2:55.1 |
| 26.  | 92    | ŠTVRTECKÝ David | 2005 | SKVM | 9:25.5 (32)  | 9:53.6 (29)  | 19:19.1 (31) | 9:39.4 (19)  | <b>28:58.5</b> | 3:03.8 |
| 27.  | 106   | VELC Roman      | 2004 | FEJE | 9:12.7 (26)  | 10:00.0 (31) | 19:12.7 (28) | 9:52.4 (23)  | <b>29:05.1</b> | 3:10.4 |
| 28.  | 130   | SÁZEL František | 2005 | FEJE | 8:47.8 (15)  | 9:51.1 (27)  | 18:38.9 (21) | 10:29.3 (32) | <b>29:08.2</b> | 3:13.5 |
| 29.  | 131   | ŠILHA Ondřej    | 2005 | SOSY | 9:04.9 (25)  | 9:47.4 (25)  | 18:52.3 (25) | 10:16.1 (31) | <b>29:08.4</b> | 3:13.7 |
| 30.  | 116   | SÝKORA Vojtěch  | 2005 | SCPL | 9:23.9 (31)  | 9:51.6 (28)  | 19:15.5 (29) | 10:00.0 (26) | <b>29:15.5</b> | 3:20.8 |
| 31.  | 100   | SVOBODA Jiří    | 2005 | NMNM | 9:16.7 (27)  | 10:00.0 (31) | 19:16.7 (30) | 9:59.3 (25)  | <b>29:16.0</b> | 3:21.3 |
| 32.  | 112   | ŠTENCL Ondřej   | 2005 | DULI | 9:21.4 (30)  | 10:15.2 (33) | 19:36.6 (33) | 10:03.9 (27) | <b>29:40.5</b> | 3:45.8 |
| 33.  | 102   | JINDRA Vojtěch  | 2005 | TRUT | 9:38.8 (35)  | 9:57.4 (30)  | 19:36.2 (32) | 10:46.5 (36) | <b>30:22.7</b> | 4:28.0 |
| 34.  | 103   | KETTNER Adam    | 2004 | SGJB | 9:34.6 (34)  | 10:35.7 (34) | 20:10.3 (34) | 10:38.6 (34) | <b>30:48.9</b> | 4:54.2 |
| 35.  | 109   | KYRÁL Matěj     | 2005 | SOSY | 9:41.2 (36)  | 10:47.8 (36) | 20:29.0 (35) | 10:35.5 (33) | <b>31:04.5</b> | 5:09.8 |
| 36.  | 117   | KOŠINA Tobiáš   | 2005 | SNKV | 9:44.5 (38)  | 10:46.3 (35) | 20:30.8 (36) | 10:53.5 (37) | <b>31:24.3</b> | 5:29.6 |
| 37.  | 111   | PTÁČEK Jan      | 2005 | JBCN | 9:43.1 (37)  | 10:53.3 (38) | 20:36.4 (38) | 10:55.0 (38) | <b>31:31.4</b> | 5:36.7 |
| 38.  | 107   | GAŠEK Matouš    | 2004 | DULI | 9:33.6 (33)  | 10:58.1 (39) | 20:31.7 (37) | 11:05.4 (39) | <b>31:37.1</b> | 5:42.4 |
| 39.  | 99    | GAJA Matouš Jan | 2004 | SKVM | 10:05.7 (40) | 10:48.3 (37) | 20:54.0 (39) | 10:45.2 (35) | <b>31:39.2</b> | 5:44.5 |
| 40.  | 104   | NESLÁDEK Petr   | 2005 | TRUT | 9:55.9 (39)  | 11:19.3 (40) | 21:15.2 (40) | 11:38.2 (40) | <b>32:53.4</b> | 6:58.7 |
| DNS  | 114   | BERGER Ondřej   | 2004 | STUD |              |              |              |              | nestartoval(a) |        |
| DNS  | 118   | ZÁHOREC Adam    | 2004 | FEJE |              |              |              |              | nestartoval(a) |        |
| DNS  | 119   | SEDLÁŘ Tomáš    | 2004 | FEJE |              |              |              |              | nestartoval(a) |        |
| DNS  | 122   | KUNČÍK Matěj    | 2004 | KRVR |              |              |              |              | nestartoval(a) |        |

Přihlášeno: 44

Startovalo: 40

Klasifikováno: 40

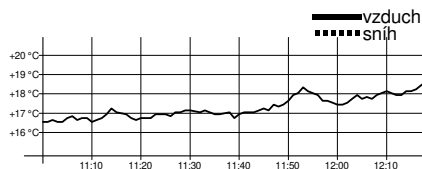
DNS: 4

DNF: 0

DSQ: 0

# Ženy a juniorky

## 10 km KL volně



### Technická data

|                       |                  |
|-----------------------|------------------|
| Homologace            | -----            |
| Okruhy                | 3 kola           |
| HD, MC, TC            | 40, 48, 516 m    |
| Nejnižší/nejvyšší bod | 417 / 457 m.n.m. |
| Start, konec          | 11:30, 12:08     |
| Počasí                | oblačno          |

| Poř.   | Číslo | Jméno             | Roč. | Klub   | 3,3 km      | 2. kolo     | 6,6 km      | 3. kolo      | Čas            | Ztráta |
|--------|-------|-------------------|------|--------|-------------|-------------|-------------|--------------|----------------|--------|
| 1.     | 32    | JANATOVÁ Kateřina | 1997 | DULI   | 8:34.5 (1)  | 8:43.5 (1)  | 17:18.0 (1) | 8:43.4 (1)   | <b>26:01.4</b> |        |
| 2.     | 34    | RAZÝMOVÁ Kateřina | 1991 | SCPL   | 8:38.0 (3)  | 8:59.7 (2)  | 17:37.7 (2) | 8:59.4 (2)   | <b>26:37.1</b> | 35.7   |
| 3.     | 30    | SCHÜTZOVÁ Sandra  | 1991 | SKIJ   | 8:37.7 (2)  | 9:11.3 (3)  | 17:49.0 (3) | 9:11.3 (4)   | <b>27:00.3</b> | 58.9   |
| 4.     | 29    | HYNČICOVÁ Petra   | 1994 | DULI   | 8:48.7 (4)  | 9:12.5 (4)  | 18:01.2 (4) | 9:17.7 (5)   | <b>27:18.9</b> | 1:17.5 |
| 5.     | 28    | UNTERWEGER Lisa   | 1995 | AUT    | 9:01.0 (6)  | 9:26.9 (7)  | 18:27.9 (6) | 9:09.3 (3)   | <b>27:37.2</b> | 1:35.8 |
| 6.     | 33    | NOVÁKOVÁ Petra    | 1993 | SNKV   | 8:55.9 (5)  | 9:24.8 (6)  | 18:20.7 (5) | 9:18.4 (6)   | <b>27:39.1</b> | 1:37.7 |
| 7.     | 27    | SKINDER Monika    | 2001 | POL    | 9:21.5 (9)  | 9:20.3 (5)  | 18:41.8 (7) | 9:51.4 (7)   | <b>28:33.2</b> | 2:31.8 |
| 8.     | 26    | NOVÁKOVÁ Adéla    | 2000 | SCPL   | 9:13.7 (7)  | 9:55.5 (8)  | 19:09.2 (8) | 10:05.9 (11) | <b>29:15.1</b> | 3:13.7 |
| 9. /1. | 19    | PROKEŠOVÁ Tereza  | 2003 | J DULI | 9:36.1 (11) | 10:02.8 (9) | 19:38.9 (9) | 9:55.7 (9)   | <b>29:34.6</b> | 3:33.2 |

25.9.2021

25.9.2021 13:13

Liberec - Vesec

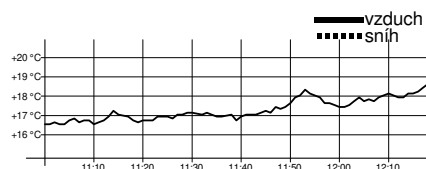
timing by sport-casomira.cz

Strana 4 z 8

TJ Dukla Liberec z.s., eD system Silvini team a ASO Dukla

# Ženy a juniorky

## 10 km KL volně



### Technická data

|                       |                  |
|-----------------------|------------------|
| Homologace            | ----             |
| Okruhy                | 3 kola           |
| HD, MC, TC            | 40, 48, 516 m    |
| Nejnižší/nejvyšší bod | 417 / 457 m.n.m. |
| Start, konec          | 11:30, 12:08     |
| Počasí                | oblačno          |

| Poř.     | Číslo | Jméno                | Roč. | Klub   | 3,3 km       | 2. kolo      | 6,6 km       | 3. kolo      | Čas            | Ztráta  |
|----------|-------|----------------------|------|--------|--------------|--------------|--------------|--------------|----------------|---------|
| 10. /2.  | 17    | MARECZEK Kinga       | 2003 | J POL  | 9:31.3 (10)  | 10:12.2 (11) | 19:43.5 (11) | 9:54.3 (8)   | <b>29:37.8</b> | 3:36.4  |
| 11.      | 23    | BYRTUS Jolanta       | 2001 | FEJE   | 9:18.2 (8)   | 10:22.0 (14) | 19:40.2 (10) | 10:03.5 (10) | <b>29:43.7</b> | 3:42.3  |
| 12.      | 18    | BEROUŠKOVÁ Barbora   | 2000 | SCPL   | 9:39.6 (12)  | 10:12.5 (12) | 19:52.1 (12) | 10:05.9 (11) | <b>29:58.0</b> | 3:56.6  |
| 13. /3.  | 10    | DOLEŽALOVÁ Zuzana    | 2002 | J NMNM | 10:02.6 (17) | 10:03.9 (10) | 20:06.5 (13) | 10:14.2 (15) | <b>30:20.7</b> | 4:19.3  |
| 14. /4.  | 24    | KUKUCZKA Karolina    | 2002 | J POL  | 9:55.8 (15)  | 10:16.8 (13) | 20:12.6 (14) | 10:12.6 (14) | <b>30:25.2</b> | 4:23.8  |
| 15. /5.  | 15    | VRÁNOVÁ Iva          | 2003 | J NMNM | 10:05.8 (18) | 10:24.5 (15) | 20:30.3 (17) | 10:06.3 (13) | <b>30:36.6</b> | 4:35.2  |
| 16. /6.  | 8     | BÁRTOVÁ Lenka        | 2003 | J NMNM | 10:06.9 (19) | 10:25.4 (16) | 20:32.3 (18) | 10:27.1 (16) | <b>30:59.4</b> | 4:58.0  |
| 17. /7.  | 14    | BŘEČKOVÁ Aneta       | 2002 | J FEJE | 9:50.0 (14)  | 10:29.7 (17) | 20:19.7 (16) | 10:40.3 (17) | <b>31:00.0</b> | 4:58.6  |
| 18.      | 22    | ANTOŠOVÁ Barbora     | 2000 | DULI   | 9:39.7 (13)  | 10:34.1 (18) | 20:13.8 (15) | 11:05.7 (19) | <b>31:19.5</b> | 5:18.1  |
| 19. /8.  | 11    | VÁGNEROVÁ Viktorie   | 2003 | J LOTE | 10:27.6 (23) | 11:05.8 (20) | 21:33.4 (20) | 10:53.2 (18) | <b>32:26.6</b> | 6:25.2  |
| 20.      | 12    | STROUHALOVÁ Anna     | 2001 | FEJE   | 10:10.5 (21) | 11:02.5 (19) | 21:13.0 (19) | 11:14.3 (20) | <b>32:27.3</b> | 6:25.9  |
| 21. /9.  | 5     | ORÁLKOVÁ Kamila      | 2003 | J NMNM | 10:40.8 (24) | 11:18.9 (21) | 21:59.7 (22) | 11:15.5 (21) | <b>33:15.2</b> | 7:13.8  |
| 22. /10. | 9     | RAMBOVÁ Nina         | 2002 | J SKIJ | 10:13.5 (22) | 11:30.1 (22) | 21:43.6 (21) | 11:54.2 (24) | <b>33:37.8</b> | 7:36.4  |
| 23. /11. | 4     | VÖLFLOVÁ Natálie     | 2003 | J SOSY | 10:49.4 (25) | 11:38.5 (23) | 22:27.9 (24) | 11:38.3 (22) | <b>34:06.2</b> | 8:04.8  |
| 24. /12. | 1     | DUŠKOVÁ Anna         | 2003 | J SKPJ | 10:55.7 (26) | 11:48.9 (24) | 22:44.6 (26) | 11:41.2 (23) | <b>34:25.8</b> | 8:24.4  |
| 25. /13. | 6     | KREJČÍKOVÁ Martina   | 2003 | J NMNM | 10:58.7 (27) | 12:13.0 (26) | 23:11.7 (27) | 12:00.5 (25) | <b>35:12.2</b> | 9:10.8  |
| 26. /14. | 7     | NYKLESOVÁ Karolína   | 2003 | J SCPL | 11:19.9 (28) | 12:17.8 (27) | 23:37.7 (28) | 12:01.8 (26) | <b>35:39.5</b> | 9:38.1  |
| 27. /15. | 3     | PEŇÁZOVÁ Vendula     | 2003 | J NMNM | 12:02.6 (29) | 12:27.4 (28) | 24:30.0 (29) | 12:17.9 (27) | <b>36:47.9</b> | 10:46.5 |
| DNF      | 16    | SVOBODOVÁ Kateřina   | 2002 | J SKIJ | 10:08.7 (20) | 12:33.3 (29) | 22:42.0 (25) |              | vzdal(a)       |         |
| DNF      | 21    | ŠIBRAVOVÁ Eliška     | 2002 | J DULI | 9:57.4 (16)  | 12:06.6 (25) | 22:04.0 (23) |              | vzdal(a)       |         |
| DNS      | 2     | SZOTKOWSKA Agnieszka | 2003 | J DLOM |              |              |              |              | nestartoval(a) |         |
| DNS      | 13    | JARECKA Weronika     | 2003 | J POL  |              |              |              |              | nestartoval(a) |         |
| DNS      | 20    | BEREZECKA Anna       | 2002 | J POL  |              |              |              |              | nestartoval(a) |         |
| DNS      | 25    | HOLÍKOVÁ Zuzana      | 1999 | DULI   |              |              |              |              | nestartoval(a) |         |
| DNS      | 31    | EIDUKA Patricija     | 2000 | LAT    |              |              |              |              | nestartoval(a) |         |

Přihlášeno: 34

Startovalo: 29

Klasifikováno: 27


DNS: 5

DNF: 2

DSQ: 0

# Juniorky

## 10 km KL volně



### Technická data

|                       |                  |
|-----------------------|------------------|
| Homologace            | ----             |
| Okruhy                | 3 kola           |
| HD, MC, TC            | 40, 48, 516 m    |
| Nejnižší/nejvyšší bod | 417 / 457 m.n.m. |
| Start, konec          | 11:30, 12:08     |
| Počasí                | oblačno          |

| Poř. | Číslo | Jméno              | Roč. | Klub | 3,3 km       | 2. kolo      | 6,6 km       | 3. kolo      | Čas            | Ztráta |
|------|-------|--------------------|------|------|--------------|--------------|--------------|--------------|----------------|--------|
| 1.   | 19    | PROKEŠOVÁ Tereza   | 2003 | DULI | 9:36.1 (2)   | 10:02.8 (1)  | 19:38.9 (1)  | 9:55.7 (2)   | <b>29:34.6</b> |        |
| 2.   | 17    | MARECZEK Kinga     | 2003 | POL  | 9:31.3 (1)   | 10:12.2 (3)  | 19:43.5 (2)  | 9:54.3 (1)   | <b>29:37.8</b> | 3.2    |
| 3.   | 10    | DOLEŽALOVÁ Zuzana  | 2002 | NMNM | 10:02.6 (6)  | 10:03.9 (2)  | 20:06.5 (3)  | 10:14.2 (5)  | <b>30:20.7</b> | 46.1   |
| 4.   | 24    | KUKUCZKA Karolina  | 2002 | POL  | 9:55.8 (4)   | 10:16.8 (4)  | 20:12.6 (4)  | 10:12.6 (4)  | <b>30:25.2</b> | 50.6   |
| 5.   | 15    | VRÁNOVÁ Iva        | 2003 | NMNM | 10:05.8 (7)  | 10:24.5 (5)  | 20:30.3 (6)  | 10:06.3 (3)  | <b>30:36.6</b> | 1:02.0 |
| 6.   | 8     | BÁRTOVÁ Lenka      | 2003 | NMNM | 10:06.9 (8)  | 10:25.4 (6)  | 20:32.3 (7)  | 10:27.1 (6)  | <b>30:59.4</b> | 1:24.8 |
| 7.   | 14    | BŘEČKOVÁ Aneta     | 2002 | FEJE | 9:50.0 (3)   | 10:29.7 (7)  | 20:19.7 (5)  | 10:40.3 (7)  | <b>31:00.0</b> | 1:25.4 |
| 8.   | 11    | VÁGNEROVÁ Viktorie | 2003 | LOTE | 10:27.6 (11) | 11:05.8 (8)  | 21:33.4 (8)  | 10:53.2 (8)  | <b>32:26.6</b> | 2:52.0 |
| 9.   | 5     | ORÁLKOVÁ Kamila    | 2003 | NMNM | 10:40.8 (12) | 11:18.9 (9)  | 21:59.7 (10) | 11:15.5 (9)  | <b>33:15.2</b> | 3:40.6 |
| 10.  | 9     | RAMBOVÁ Nina       | 2002 | SKIJ | 10:13.5 (10) | 11:30.1 (10) | 21:43.6 (9)  | 11:54.2 (12) | <b>33:37.8</b> | 4:03.2 |
| 11.  | 4     | VÖLFLOVÁ Natálie   | 2003 | SOSY | 10:49.4 (13) | 11:38.5 (11) | 22:27.9 (12) | 11:38.3 (10) | <b>34:06.2</b> | 4:31.6 |
| 12.  | 1     | DUŠKOVÁ Anna       | 2003 | SKPJ | 10:55.7 (14) | 11:48.9 (12) | 22:44.6 (14) | 11:41.2 (11) | <b>34:25.8</b> | 4:51.2 |

25.9.2021

25.9.2021 13:13

Liberec - Vesec

timing by sport-casomira.cz

Strana 5 z 8

TJ Dukla Liberec z.s., eD system Silvini team a ASO Dukla

# Juniorky

## 10 km KL volně

— vzduch  
..... sníh

### Technická data

|                       |                  |
|-----------------------|------------------|
| Homologace            | ----             |
| Okruhy                | 3 kola           |
| HD, MC, TC            | 40, 48, 516 m    |
| Nejnižší/nejvyšší bod | 417 / 457 m.n.m. |
| Start, konec          | 11:30, 12:08     |
| Počasí                | oblačno          |

| Poř. | Číslo | Jméno                | Roč. | Klub | 3,3 km       | 2. kolo      | 6,6 km       | 3. kolo      | Čas            | Ztráta |
|------|-------|----------------------|------|------|--------------|--------------|--------------|--------------|----------------|--------|
| 13.  | 6     | KREJČÍKOVÁ Martina   | 2003 | NMNM | 10:58.7 (15) | 12:13.0 (14) | 23:11.7 (15) | 12:00.5 (13) | <b>35:12.2</b> | 5:37.6 |
| 14.  | 7     | NYKLESOVÁ Karolína   | 2003 | SCPL | 11:19.9 (16) | 12:17.8 (15) | 23:37.7 (16) | 12:01.8 (14) | <b>35:39.5</b> | 6:04.9 |
| 15.  | 3     | PEŇÁZOVÁ Vendula     | 2003 | NMNM | 12:02.6 (17) | 12:27.4 (16) | 24:30.0 (17) | 12:17.9 (15) | <b>36:47.9</b> | 7:13.3 |
| DNF  | 16    | SVOBODOVÁ Kateřina   | 2002 | SKIJ | 10:08.7 (9)  | 12:33.3 (17) | 22:42.0 (13) |              | vzdal(a)       |        |
| DNF  | 21    | ŠIBRAVOVÁ Eliška     | 2002 | DULI | 9:57.4 (5)   | 12:06.6 (13) | 22:04.0 (11) |              | vzdal(a)       |        |
| DNS  | 2     | SZOTKOWSKA Agnieszka | 2003 | DLOM |              |              |              |              | nestartoval(a) |        |
| DNS  | 13    | JARECKA Weronika     | 2003 | POL  |              |              |              |              | nestartoval(a) |        |
| DNS  | 20    | BEREZECKA Anna       | 2002 | POL  |              |              |              |              | nestartoval(a) |        |

Přihlášeno: 20

Startovalo: 17

Klasifikováno: 15

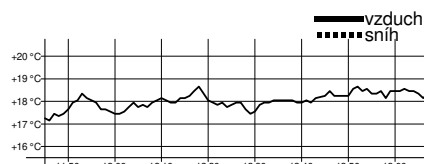
DNS: 3

DNF: 2

DSQ: 0

# Muži a junioři

## 15 km KL volně



### Technická data

|                       |                  |
|-----------------------|------------------|
| Homologace            | ----             |
| Okruhy                | 4 kola           |
| HD, MC, TC            | 40, 48, 688 m    |
| Nejnižší/nejvyšší bod | 417 / 457 m.n.m. |
| Start, konec          | 12:15, 13:06     |
| Počasí                | oblačno          |

| Poř.     | Číslo | Jméno              | Roč. | Klub   | 3,75 km     | 7,5 km       | 11,25 km     | Čas            | Ztráta |
|----------|-------|--------------------|------|--------|-------------|--------------|--------------|----------------|--------|
| 1.       | 58    | FELLNER Adam       | 1993 | FEJE   | 7:34.5 (2)  | 15:23.3 (1)  | 23:27.9 (1)  | <b>31:18.8</b> |        |
| 2.       | 60    | BURY Dominik       | 1996 | POL    | 7:32.5 (1)  | 15:25.0 (2)  | 23:29.3 (2)  | <b>31:19.1</b> | 0.3    |
| 3.       | 55    | KALIVODA Tomáš     | 1998 | SKSV   | 7:45.1 (3)  | 15:40.8 (3)  | 23:47.5 (3)  | <b>31:45.3</b> | 26.5   |
| 4.       | 53    | LUKEŠ Tomáš        | 2000 | SKIJ   | 7:48.6 (4)  | 15:48.0 (5)  | 23:58.9 (4)  | <b>32:06.6</b> | 47.8   |
| 5.       | 56    | PECHOUŠEK Jan      | 1997 | FEJE   | 7:55.8 (10) | 16:01.5 (6)  | 24:05.2 (5)  | <b>32:18.6</b> | 59.8   |
| 6.       | 50    | BURY Kamil         | 1995 | POL    | 7:49.3 (5)  | 16:02.2 (7)  | 24:21.8 (7)  | <b>32:32.2</b> | 1:13.4 |
| 7.       | 40    | STAREGA Maciej     | 1990 | POL    | 7:58.8 (11) | 16:06.6 (9)  | 24:25.3 (8)  | <b>32:33.6</b> | 1:14.8 |
| 8.       | 57    | BEŠŤÁK Jonáš       | 1995 | DULI   | 7:49.6 (7)  | 15:42.6 (4)  | 24:09.1 (6)  | <b>32:37.8</b> | 1:19.0 |
| 9.       | 54    | KOZLOVSKÝ Vladimír | 1999 | FEJE   | 7:59.6 (12) | 16:02.2 (7)  | 24:34.7 (9)  | <b>32:43.5</b> | 1:24.7 |
| 10.      | 49    | ŠELLER Luděk       | 1995 | SCPL   | 8:08.8 (16) | 16:17.6 (11) | 24:41.5 (11) | <b>32:52.2</b> | 1:33.4 |
| 11.      | 9     | MIKYSKA Tomáš      | 2000 | SPL    | 8:01.7 (14) | 16:19.4 (12) | 24:43.6 (12) | <b>33:00.0</b> | 1:41.2 |
| 12.      | 52    | HARATYK Mateusz    | 1998 | POL    | 7:49.5 (6)  | 16:06.9 (10) | 24:41.4 (10) | <b>33:24.3</b> | 2:05.5 |
| 13.      | 1     | MAREČEK Jonáš      | 2001 | NMNM   | 8:11.9 (20) | 16:33.0 (17) | 24:53.9 (13) | <b>33:26.4</b> | 2:07.6 |
| 14. /1.  | 46    | ZATLOUKAL Kryštof  | 2002 | J SNKV | 8:02.3 (15) | 16:29.9 (16) | 25:08.0 (15) | <b>33:43.9</b> | 2:25.1 |
| 15.      | 48    | ŽALČÍK Kim         | 1999 | FEJE   | 7:55.3 (9)  | 16:26.2 (14) | 25:06.3 (14) | <b>33:44.7</b> | 2:25.9 |
| 16.      | 42    | MATOUŠ Adam        | 1998 | SKIJ   | 8:00.9 (13) | 16:33.3 (18) | 25:15.2 (16) | <b>33:47.4</b> | 2:28.6 |
| 17. /2.  | 41    | PAVLÁSEK Šimon     | 2002 | J SKSV | 8:20.6 (27) | 16:53.2 (21) | 25:35.7 (19) | <b>34:11.0</b> | 2:52.2 |
| 18. /3.  | 34    | CIELNIAK Bartosz   | 2002 | J POL  | 8:09.4 (17) | 16:37.6 (19) | 25:30.5 (17) | <b>34:15.1</b> | 2:56.3 |
| 19. /4.  | 31    | JARECKI Piotr      | 2003 | J POL  | 8:26.7 (32) | 17:03.6 (24) | 25:54.8 (24) | <b>34:16.3</b> | 2:57.5 |
| 20.      | 7     | KABRDA Josef       | 2001 | NMNM   | 8:31.0 (35) | 17:00.7 (23) | 25:42.4 (21) | <b>34:23.7</b> | 3:04.9 |
| 21. /5.  | 23    | EIDUKS Edijs       | 2003 | J LAT  | 8:15.2 (22) | 17:00.2 (22) | 25:48.2 (23) | <b>34:31.6</b> | 3:12.8 |
| 22.      | 43    | SKOWRON Michal     | 1998 | POL    | 8:10.6 (19) | 16:43.4 (20) | 25:43.2 (22) | <b>34:41.0</b> | 3:22.2 |
| 23. /6.  | 30    | PILAŘ Ondřej       | 2003 | J SKIJ | 8:24.0 (30) | 17:23.0 (31) | 26:14.8 (28) | <b>34:51.8</b> | 3:33.0 |
| 24.      | 51    | DUFEK Tomáš        | 2000 | SGJB   | 8:09.4 (17) | 16:26.7 (15) | 25:39.5 (20) | <b>34:54.7</b> | 3:35.9 |
| 25. /7.  | 22    | KAŠPAR Dominik     | 2003 | J TRUT | 8:22.8 (29) | 17:16.0 (28) | 26:09.7 (25) | <b>34:57.1</b> | 3:38.3 |
| 26. /8.  | 35    | HOZÁK Daniel Oskar | 2003 | J SNKV | 8:17.3 (24) | 17:06.5 (26) | 26:12.7 (26) | <b>35:09.3</b> | 3:50.5 |
| 27.      | 12    | MÁNEK Ondřej       | 2001 | SKSV   | 8:43.5 (40) | 17:27.0 (32) | 26:26.8 (30) | <b>35:12.2</b> | 3:53.4 |
| 28. /9.  | 16    | SEMIRÁD Jan        | 2003 | J SPL  | 8:37.6 (37) | 17:29.3 (33) | 26:28.5 (31) | <b>35:18.6</b> | 3:59.8 |
| 29. /10. | 44    | KOČANDRLE Martin   | 2002 | J SCPL | 8:18.2 (25) | 17:13.5 (27) | 26:19.8 (29) | <b>35:23.9</b> | 4:05.1 |

25.9.2021

25.9.2021 13:13

Liberec - Vesec

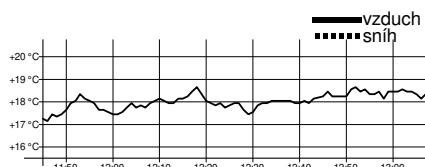
timing by sport-casomira.cz

Strana 6 z 8

TJ Dukla Liberec z.s., eD system Silvini team a ASO Dukla

# Muži a junioři

## 15 km KL volně



### Technická data

|                       |                  |
|-----------------------|------------------|
| Homologace            | -----            |
| Okruhy                | 4 kola           |
| HD, MC, TC            | 40, 48, 688 m    |
| Nejnižší/nejvyšší bod | 417 / 457 m.n.m. |
| Start, konec          | 12:15, 13:06     |
| Počasí                | oblačno          |

| Poř.     | Číslo | Jméno               | Roč. | Klub   | 3,75 km     | 7,5 km       | 11,25 km     | Čas            | Ztráta |
|----------|-------|---------------------|------|--------|-------------|--------------|--------------|----------------|--------|
| 30.      | 33    | AUGSTEN Jakub       | 2001 | SGJB   | 8:16.9 (23) | 17:04.3 (25) | 26:14.5 (27) | <b>35:30.9</b> | 4:12.1 |
| 31.      | 5     | ŠIARNIK Jakub       | 1994 | SVK    | 8:43.0 (39) | 17:39.6 (37) | 26:36.9 (33) | <b>35:48.4</b> | 4:29.6 |
| 32. /11. | 26    | HORNÍK Kryštof      | 2003 | J FEJE | 8:14.8 (21) | 17:29.9 (34) | 26:51.1 (34) | <b>35:52.8</b> | 4:34.0 |
| 33.      | 2     | CHEBA Adrian        | 1993 | POL    | 8:50.0 (42) | 17:47.6 (38) | 26:52.7 (35) | <b>35:56.1</b> | 4:37.3 |
| 34. /12. | 37    | BUGARA Robert       | 2002 | J POL  | 8:24.9 (31) | 17:17.4 (29) | 26:35.1 (32) | <b>35:57.6</b> | 4:38.8 |
| 35.      | 38    | ČERNÝ Ondřej        | 1999 | SNKV   | 8:28.4 (33) | 17:33.4 (36) | 27:12.1 (37) | <b>36:19.1</b> | 5:00.3 |
| 36. /13. | 19    | ZAORAL Michal       | 2003 | J NMNM | 9:01.3 (45) | 18:14.8 (45) | 27:20.4 (39) | <b>36:24.0</b> | 5:05.2 |
| 37. /14. | 29    | ZUNA Ondřej         | 2002 | J SCPL | 8:22.2 (28) | 17:31.8 (35) | 27:03.8 (36) | <b>36:32.8</b> | 5:14.0 |
| 38. /15. | 21    | ŠKODA Aleš          | 2003 | J TRUT | 8:35.3 (36) | 17:51.5 (39) | 27:18.5 (38) | <b>36:36.1</b> | 5:17.3 |
| 39. /16. | 17    | HASMAN Marek        | 2002 | J SKIJ | 8:55.6 (43) | 18:15.8 (46) | 27:46.2 (41) | <b>37:06.2</b> | 5:47.4 |
| 40. /17. | 24    | WANĚK Hubert        | 2003 | J SKIJ | 8:29.9 (34) | 18:05.6 (41) | 27:47.5 (42) | <b>37:16.4</b> | 5:57.6 |
| 41.      | 11    | POSIADALA Arkadiusz | 1997 | POL    | 8:44.1 (41) | 17:52.0 (40) | 27:44.0 (40) | <b>37:20.2</b> | 6:01.4 |
| 42. /18. | 14    | VONDRAČEK Jakub     | 2003 | J SPLE | 9:01.5 (46) | 18:12.6 (42) | 27:55.0 (43) | <b>37:32.1</b> | 6:13.3 |
| 43. /19. | 25    | KIELBASA Adrian     | 2003 | J POL  | 8:38.2 (38) | 18:13.9 (43) | 28:03.6 (44) | <b>37:55.8</b> | 6:37.0 |
| 44. /20. | 32    | MATOUŠEK Matouš     | 2002 | J FEJE | 8:56.3 (44) | 18:32.9 (47) | 28:26.3 (46) | <b>38:07.2</b> | 6:48.4 |
| 45. /21. | 28    | ŘEZNÍK Jan          | 2003 | J SKSV | 9:07.7 (49) | 18:14.5 (44) | 28:05.2 (45) | <b>38:12.7</b> | 6:53.9 |
| 46. /22. | 15    | KRÁLÍK Pavel        | 2003 | J LOTE | 9:07.0 (48) | 18:51.9 (49) | 28:47.8 (47) | <b>38:43.7</b> | 7:24.9 |
| 47. /23. | 18    | SLÁDEK Jakub        | 2003 | J SKSV | 9:36.0 (51) | 20:00.5 (51) | 30:33.7 (48) | <b>40:52.4</b> | 9:33.6 |
| DNF      | 20    | JANALÍK Daniel      | 2003 | J DULI | 9:13.9 (50) | 19:48.6 (50) |              | vzdal(a)       |        |
| DNF      | 27    | HONSA Antonín       | 2003 | J SKSV | 9:02.7 (47) | 18:48.9 (48) |              | vzdal(a)       |        |
| DNF      | 47    | ANTOLEC Kacper      | 1996 | POL    | 8:18.5 (26) | 17:21.6 (30) |              | vzdal(a)       |        |
| DNF      | 59    | KNOP Petr           | 1994 | DULI   | 7:51.8 (8)  | 16:21.6 (13) | 25:35.1 (18) | vzdal(a)       |        |
| DNS      | 3     | FAŠIANG Timotej     | 2002 | J CAN  |             |              |              | nestartoval(a) |        |
| DNS      | 4     | ŠTVRTECKÝ Jakub     | 1998 | SPLE   |             |              |              | nestartoval(a) |        |
| DNS      | 6     | ABRAHÁM Luděk       | 2002 | J SPLE |             |              |              | nestartoval(a) |        |
| DNS      | 8     | KUDRNÁČ Jakub       | 2002 | J LSKL |             |              |              | nestartoval(a) |        |
| DNS      | 10    | KARLÍK Mikuláš      | 1999 | SPLE   |             |              |              | nestartoval(a) |        |
| DNS      | 13    | ŠTOLFA Šimon        | 2003 | J SPLE |             |              |              | nestartoval(a) |        |
| DNS      | 36    | BRYJA Sebastian     | 2002 | J POL  |             |              |              | nestartoval(a) |        |
| DNS      | 39    | ŠTOČEK Fabián       | 1994 | SKIJ   |             |              |              | nestartoval(a) |        |
| DNS      | 45    | GAZUREK Lukasz      | 2003 | J POL  |             |              |              | nestartoval(a) |        |

Přihlášeno: 60

Startovalo: 51

Klasifikováno: 47

DNS: 9

DNF: 4

DSQ: 0

# Junioři

## 15 km KL volně

— vzduch  
..... sníh

### Technická data

|                       |                  |
|-----------------------|------------------|
| Homologace            | -----            |
| Okruhy                | 4 kola           |
| HD, MC, TC            | 40, 48, 688 m    |
| Nejnižší/nejvyšší bod | 417 / 457 m.n.m. |
| Start, konec          | 12:16, 13:05     |
| Počasí                | oblačno          |

| Poř. | Číslo | Jméno              | Roč. | Klub | 3,75 km     | 7,5 km       | 11,25 km     | Čas            | Ztráta |
|------|-------|--------------------|------|------|-------------|--------------|--------------|----------------|--------|
| 1.   | 46    | ZATLOUKAL Kryštof  | 2002 | SNKV | 8:02.3 (1)  | 16:29.9 (1)  | 25:08.0 (1)  | <b>33:43.9</b> |        |
| 2.   | 41    | PAVLÁSEK Šimon     | 2002 | SKSV | 8:20.6 (7)  | 16:53.2 (3)  | 25:35.7 (3)  | <b>34:11.0</b> | 27.1   |
| 3.   | 34    | CIELNIAK Bartosz   | 2002 | POL  | 8:09.4 (2)  | 16:37.6 (2)  | 25:30.5 (2)  | <b>34:15.1</b> | 31.2   |
| 4.   | 31    | JARECKI Piotr      | 2003 | POL  | 8:26.7 (12) | 17:03.6 (5)  | 25:54.8 (5)  | <b>34:16.3</b> | 32.4   |
| 5.   | 23    | EIDUKS Edijs       | 2003 | LAT  | 8:15.2 (4)  | 17:00.2 (4)  | 25:48.2 (4)  | <b>34:31.6</b> | 47.7   |
| 6.   | 30    | PILAŘ Ondřej       | 2003 | SKIJ | 8:24.0 (10) | 17:23.0 (10) | 26:14.8 (8)  | <b>34:51.8</b> | 1:07.9 |
| 7.   | 22    | KAŠPAR Dominik     | 2003 | TRUT | 8:22.8 (9)  | 17:16.0 (8)  | 26:09.7 (6)  | <b>34:57.1</b> | 1:13.2 |
| 8.   | 35    | HOZÁK Daniel Oskar | 2003 | SNKV | 8:17.3 (5)  | 17:06.5 (6)  | 26:12.7 (7)  | <b>35:09.3</b> | 1:25.4 |
| 9.   | 16    | SEMIRÁD Jan        | 2003 | SPLE | 8:37.6 (15) | 17:29.3 (11) | 26:28.5 (10) | <b>35:18.6</b> | 1:34.7 |
| 10.  | 44    | KOČANDRLE Martin   | 2002 | SCPL | 8:18.2 (6)  | 17:13.5 (7)  | 26:19.8 (9)  | <b>35:23.9</b> | 1:40.0 |
| 11.  | 26    | HORNÍK Kryštof     | 2003 | FEJE | 8:14.8 (3)  | 17:29.9 (12) | 26:51.1 (12) | <b>35:52.8</b> | 2:08.9 |
| 12.  | 37    | BUGARA Robert      | 2002 | POL  | 8:24.9 (11) | 17:17.4 (9)  | 26:35.1 (11) | <b>35:57.6</b> | 2:13.7 |
| 13.  | 19    | ZAORAL Michal      | 2003 | NMNM | 9:01.3 (19) | 18:14.8 (19) | 27:20.4 (15) | <b>36:24.0</b> | 2:40.1 |
| 14.  | 29    | ZUNA Ondřej        | 2002 | SCPL | 8:22.2 (8)  | 17:31.8 (13) | 27:03.8 (13) | <b>36:32.8</b> | 2:48.9 |
| 15.  | 21    | ŠKODA Aleš         | 2003 | TRUT | 8:35.3 (14) | 17:51.5 (14) | 27:18.5 (14) | <b>36:36.1</b> | 2:52.2 |
| 16.  | 17    | HASMAN Marek       | 2002 | SKIJ | 8:55.6 (17) | 18:15.8 (20) | 27:46.2 (16) | <b>37:06.2</b> | 3:22.3 |
| 17.  | 24    | WANĚK Hubert       | 2003 | SKIJ | 8:29.9 (13) | 18:05.6 (15) | 27:47.5 (17) | <b>37:16.4</b> | 3:32.5 |
| 18.  | 14    | VONDRAČEK Jakub    | 2003 | SPLE | 9:01.5 (20) | 18:12.6 (16) | 27:55.0 (18) | <b>37:32.1</b> | 3:48.2 |
| 19.  | 25    | KIELBASA Adrian    | 2003 | POL  | 8:38.2 (16) | 18:13.9 (17) | 28:03.6 (19) | <b>37:55.8</b> | 4:11.9 |
| 20.  | 32    | MATOUŠEK Matouš    | 2002 | FEJE | 8:56.3 (18) | 18:32.9 (21) | 28:26.3 (21) | <b>38:07.2</b> | 4:23.3 |
| 21.  | 28    | ŘEZNÍK Jan         | 2003 | SKSV | 9:07.7 (23) | 18:14.5 (18) | 28:05.2 (20) | <b>38:12.7</b> | 4:28.8 |
| 22.  | 15    | KRÁLÍK Pavel       | 2003 | LOTE | 9:07.0 (22) | 18:51.9 (23) | 28:47.8 (22) | <b>38:43.7</b> | 4:59.8 |
| 23.  | 18    | SLÁDEK Jakub       | 2003 | SKSV | 9:36.0 (25) | 20:00.5 (25) | 30:33.7 (23) | <b>40:52.4</b> | 7:08.5 |
| DNF  | 20    | JANALÍK Daniel     | 2003 | DULI | 9:13.9 (24) | 19:48.6 (24) |              | vzdal(a)       |        |
| DNF  | 27    | HONSA Antonín      | 2003 | SKSV | 9:02.7 (21) | 18:48.9 (22) |              | vzdal(a)       |        |
| DNS  | 3     | FAŠIANG Timotej    | 2002 | CAN  |             |              |              | nestartoval(a) |        |
| DNS  | 6     | ABRAHÁM Luděk      | 2002 | SPLE |             |              |              | nestartoval(a) |        |
| DNS  | 8     | KUDRNÁČ Jakub      | 2002 | LSKL |             |              |              | nestartoval(a) |        |
| DNS  | 13    | ŠTOLFA Šimon       | 2003 | SPLE |             |              |              | nestartoval(a) |        |
| DNS  | 36    | BRYJA Sebastian    | 2002 | POL  |             |              |              | nestartoval(a) |        |
| DNS  | 45    | GAZUREK Lukasz     | 2003 | POL  |             |              |              | nestartoval(a) |        |

Přihlášeno: 31

Startovalo: 25

Klasifikováno: 23

DNS: 6

DNF: 2

DSQ: 0

Technický delegát  
Zdeněk Seidl

Sekretář závodu